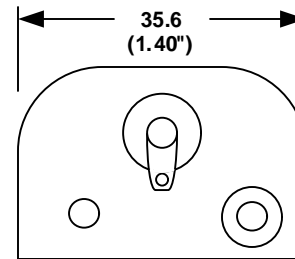
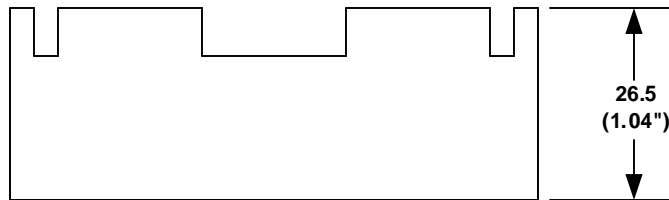
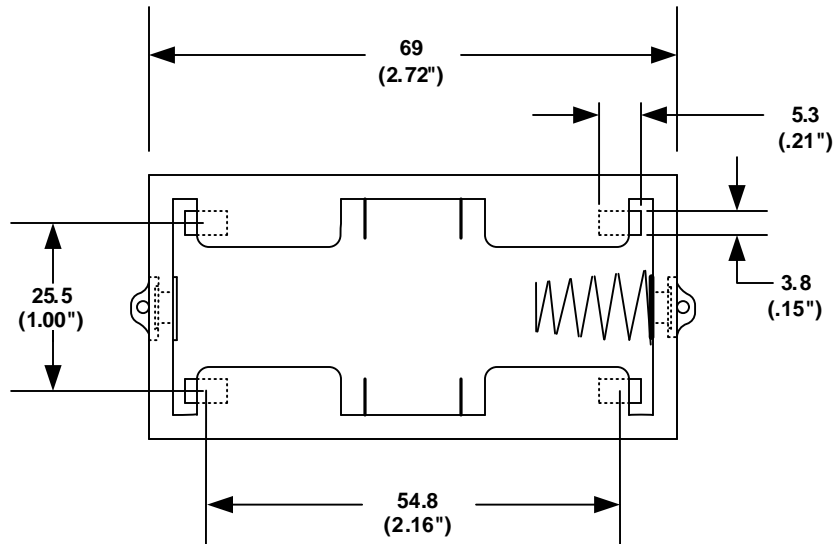


| DATE | SYM | REVISION RECORD | AUTH | DR. | CK. |
|----------|-----|---------------------------|------|------|-----|
| 11/12/05 | A | ADDED "ROHS COMPLIANT" | T.B. | B.S. | |
| 3/11/06 | B | UPDATED MATERIAL SPEC. | T.B. | B.S. | |
| 5/06/06 | C | ADDED CONTACT RESI. INFO. | T.B. | B.S. | |
| 1/12/08 | D | RANGE WAS "RANGEE" | T.B. | B.S. | |
| | | | | | |



SOLDER LUGS SHOWN ABOVE


ORDERING CODE BHD

SOLDER LUGS = L
(6") WIRE LEADS = W

SPECIFICATIONS :

- Plastic material - polypropylene
- Flammability Rating-UL94 HB, UL File No. E216959
- Temperature Range: -10°C to +100°C
- Springs - nickel plated spring steel
- Wire - 152.4 mm Long 26 AWG, UL1007, CSA - TR-64, 300V, 80° C.
- Rivets - Brass, nickel plated
- 9 Volts Snaps - Brass, nickel plated
- Contact Resistance: Under 50mΩ for +/- contacts per EIA-540J000
- ROHS COMPLIANT

Note: Dimensions in mm. (inches)

| | | | |
|---------------------------------|-----------|--|---------------|
| TOLERANCES (EXCEPT AS NOTED) | |  Memory Protection Devices, Inc. 200 Broad Hollow Road, Farmingdale, New York 11735 | |
| DECIMAL | | SCALE | DRAWN BY S.C. |
| + .5 (.020") | | ----- | APPROVED BY |
| FRACTIONAL | TITLE | ONE "D" CELL HOLDER | |
| + .8 (.030") | | | |
| ANGULAR | DATE | DRAWING NUMBER | |
| + 3° | 1/12/2008 | BHDL | |